



# GA GREENPOWER CAMPAIGN

Stakeholder process versus  
Federal mandates

**Michelle N. Conlon**

*Renewable Energy Markets Conference 2009*


Tuesday, September 15, 2009

# CONTEXT



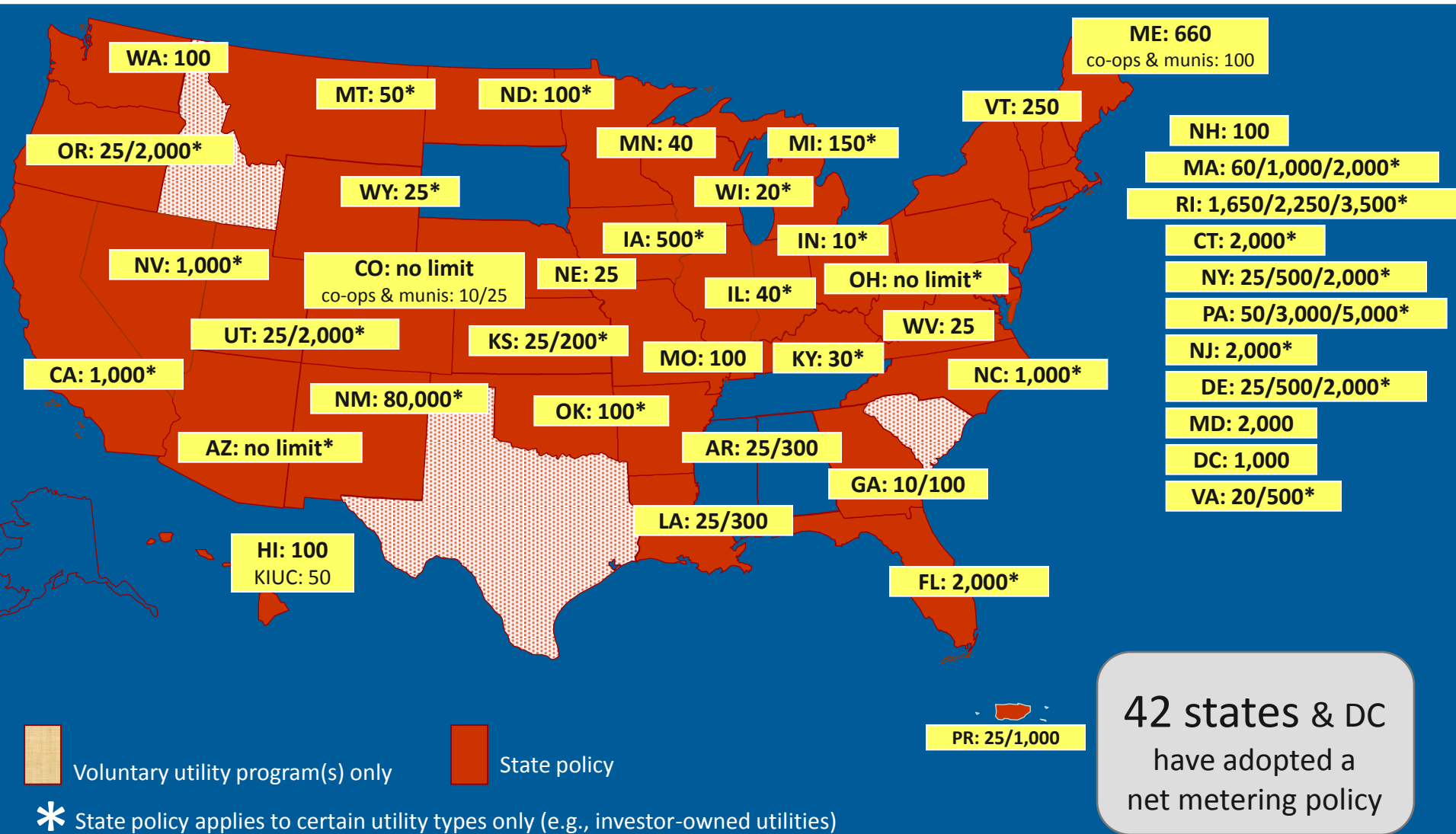

- Current utility environment
  - Georgia Power and GreenPower EMC
- Current regulatory environment
  - Public Service Commission
    - Recent events
      - Green Energy RFP, RNR-Tariff, GE-Tariff
    - Upcoming opportunities
  - PURPA - was a law passed in 1978 by the United States Congress as part of the National Energy Act. It was meant to promote greater use of renewable energy.

# CONTEXT, cont'd.



- Current legislative environment – Federal & State
  - Net metering
    - 4/28/01, all utilities, 0.2% of utilities peak demand during previous year, 100 kW and 10 kW caps.
  - Incentives
    - HB 670 (5/14/08) and HB 473 (4/22/09)
- Current grassroots environment
  - Stakeholders and priorities

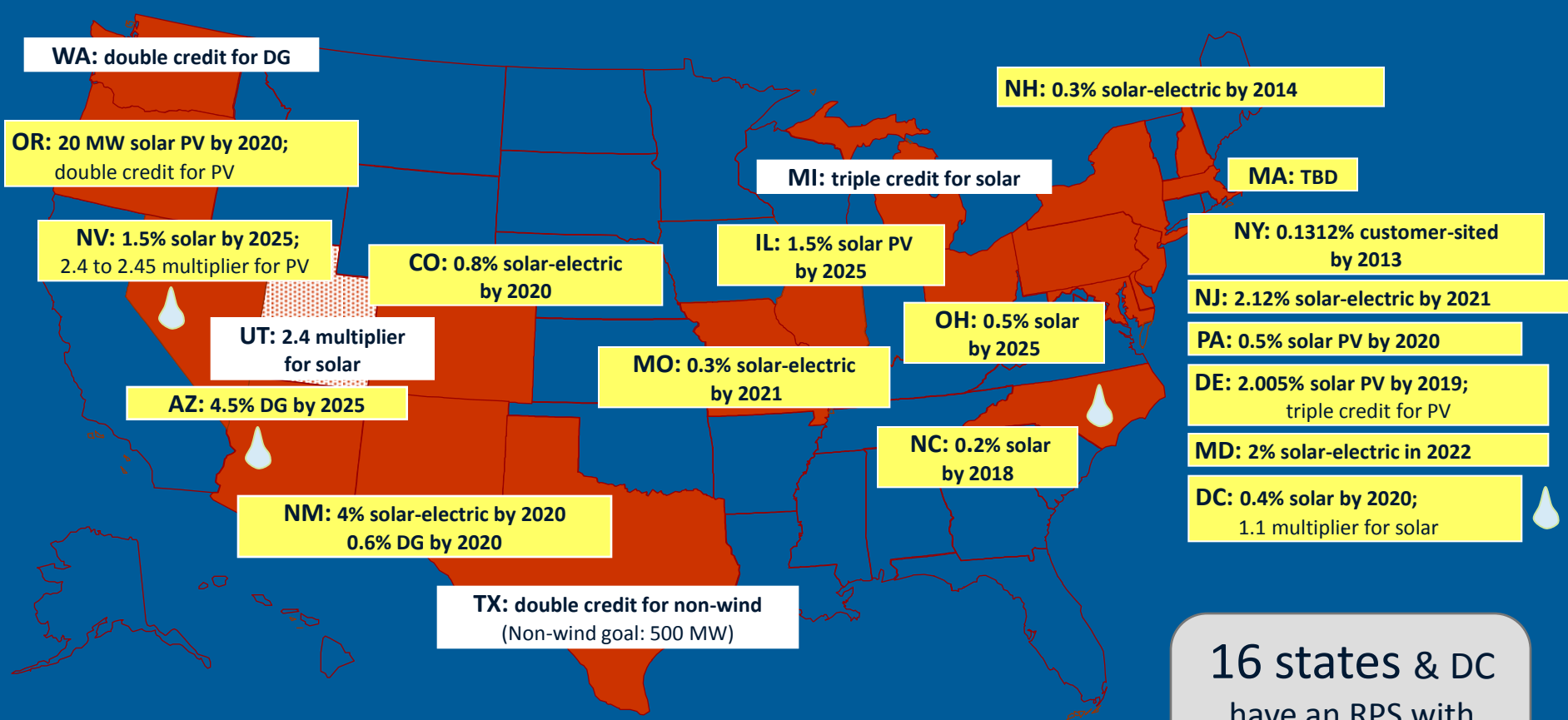
# NET METERING



42 states & DC have adopted a net metering policy

Note: Numbers indicate system capacity limit in kW. Some state limits vary by customer type, technology and/or system application. Other limits might also apply.

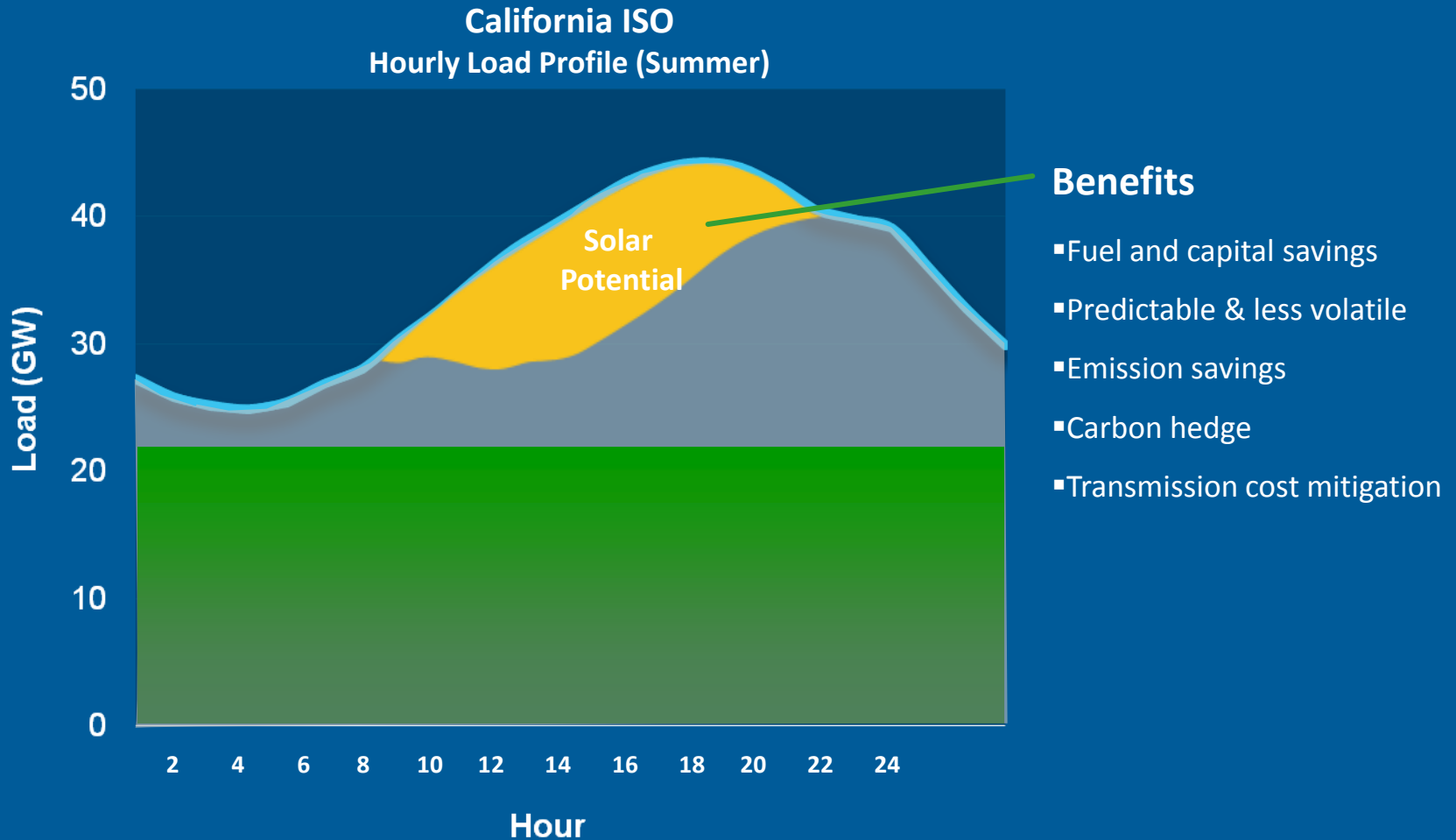
# GOALS w/ SOLAR CARVE OUTS



16 states & DC have an RPS with solar/DG provisions

- State renewable portfolio standard with solar / distributed generation (DG) provision
- State renewable portfolio goal with solar / distributed generation provision
- Solar water heating counts toward solar provision

# TYPICAL SUMMER LOAD PROFILE (CA)

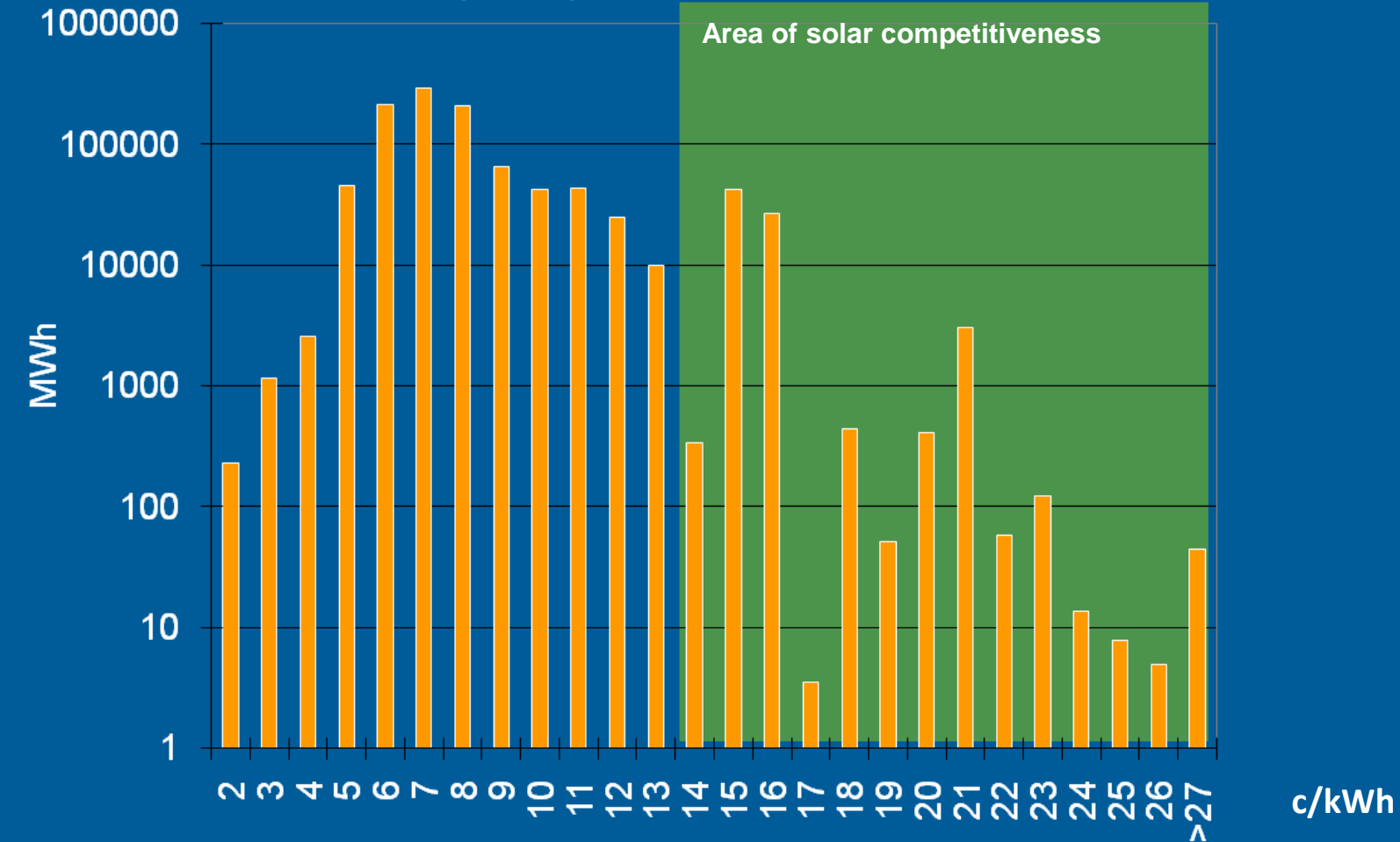


Source: Load - CAISO, System load Aug 14, 2008  
Assumption: Solar - Solar generation: 15GWp (DC), 18% utilization

**SOLAR CAN SERVE MORE THAN 30% OF PEAK GENERATION**

# SOLAR – 15% OF US ENERGY 2010

# of MWh sold at each price point



- NC GreenPower
  - Overview
- Why?
  - Statewide Energy Strategy
  - Recent developments
  - Upcoming opportunities

- NC GreenPower

- Please enter the number of 100 kWh blocks of Renewable Energy that you are considering purchasing per month. The average single-family home in North Carolina consumes 1200kWh (12 blocks) per month of electricity – 5 block(s)
- Renewable Energy Results - Annually, this contribution will result in the generation of blocks of renewable energy produced by a certified NC GreenPower generator located in the state of North Carolina. This green energy purchase will provide the following environmental benefits:
  - Renewable Energy Contribution: 1,200 kWh
  - Equivalent traditional electricity usage: 30 days
  - Coal not consumed: 972 lbs.
  - Trees planted: 192

# GA GREENPOWER CAMPAIGN



## HELP WANTED

**SIGN UP FOR GREEN ENERGY IN GEORGIA!**

[www.gapower.com](http://www.gapower.com)

[www.greenpoweremc.com](http://www.greenpoweremc.com)



S O U T H E R N  
**S O L A R**  
S U M M I T

PRESENTED BY  **GSEA**  
GEORGIA SOLAR  
ENERGY ASSOCIATION



**ONEWORLD SUSTAINABLE**  
Technology for sustainable living

# S O U T H E R N S O L A R S U M M I T

PRESENTED BY  **GSEA**  
GEORGIA SOLAR  
ENERGY ASSOCIATION





THE GEORGIA  
SOLAR TOUR  
& FESTIVAL 2009

PRESENTED BY



GSEA

GEORGIA SOLAR  
ENERGY ASSOCIATION